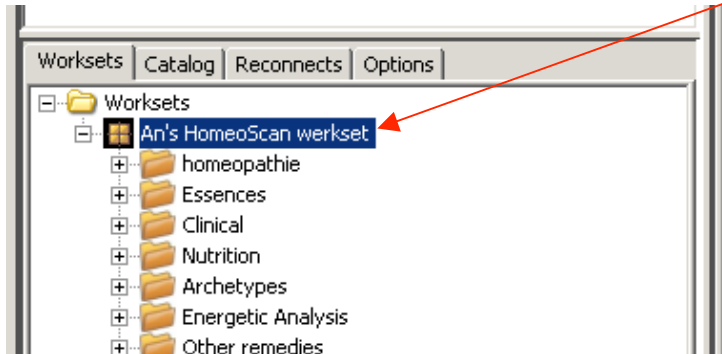



## Creating a workset map and testset


Select the workset you want to make a workset-map in – left click on the workset.



In the center of the screen a new frame appears, in which you left click on 'create a workset map'

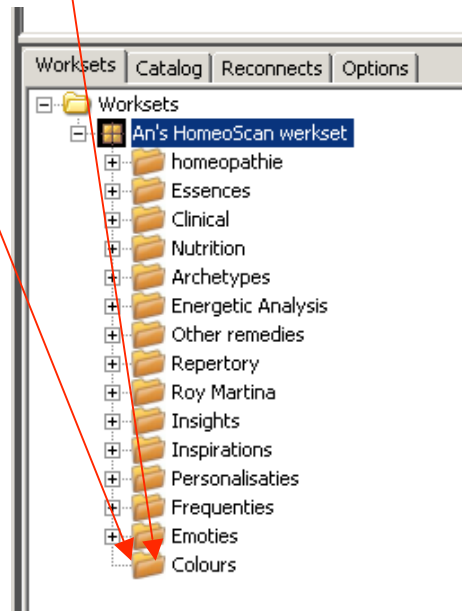


In the new frame which appears, fill in the name of the new workset map, here 'colours'. Then left click on 'Create new workset map'.






## Creating a worksetmap and testset

In the workset maps sequence, the new workset map 'Colours' is added; now left click on 'Colours' again and in the center of the screen a new frame appears.....

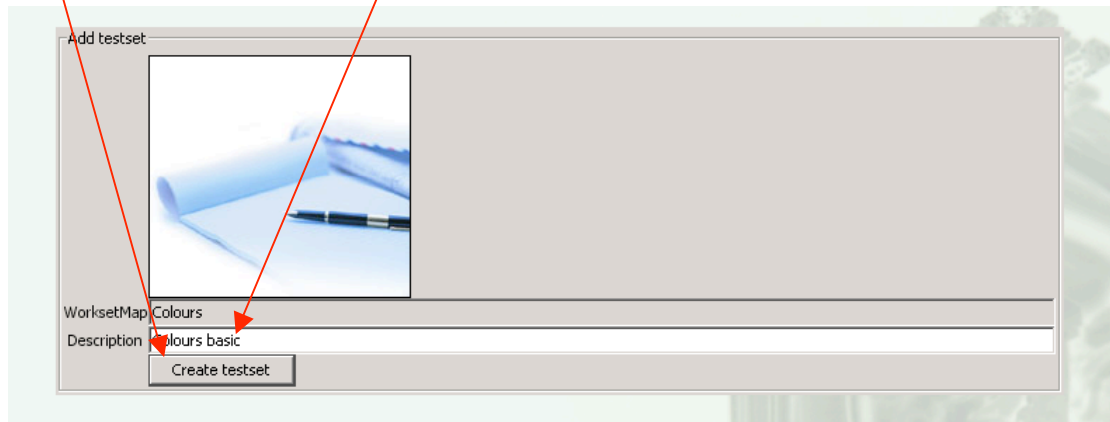


....in which you left click on 'Create testset'

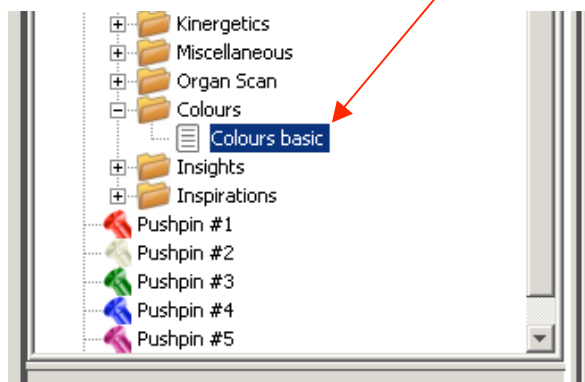
		
Analyze this map	Create testset	Create a workset map
Analyze all items in the testsets contained by this workset map.	Interactively create a testset which will hold testitems.	Create a workset map to organize your testsets.

## Creating a worksetmap and testset

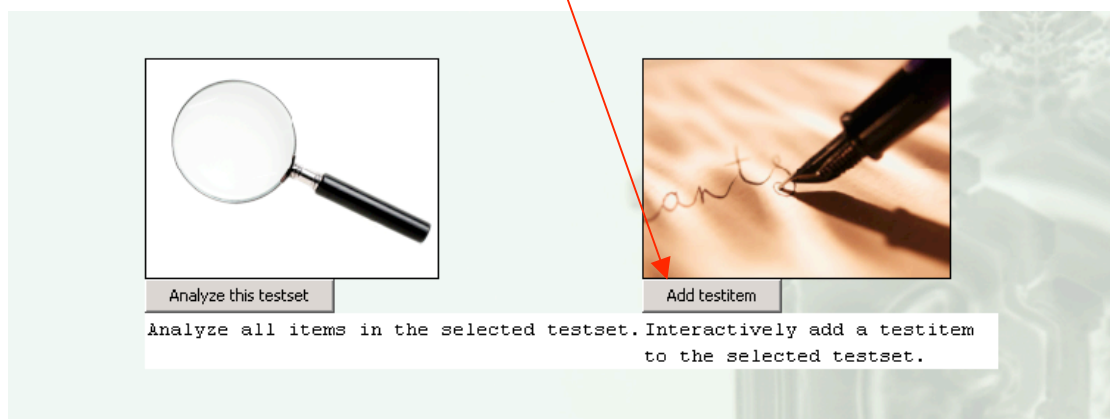
In a new frame you can fill in the name of the testset and left click on 'Create testset'



Under the workset-map 'colours' you can find the added testset 'Colours basic'  
Now left click on 'Colours basic'...

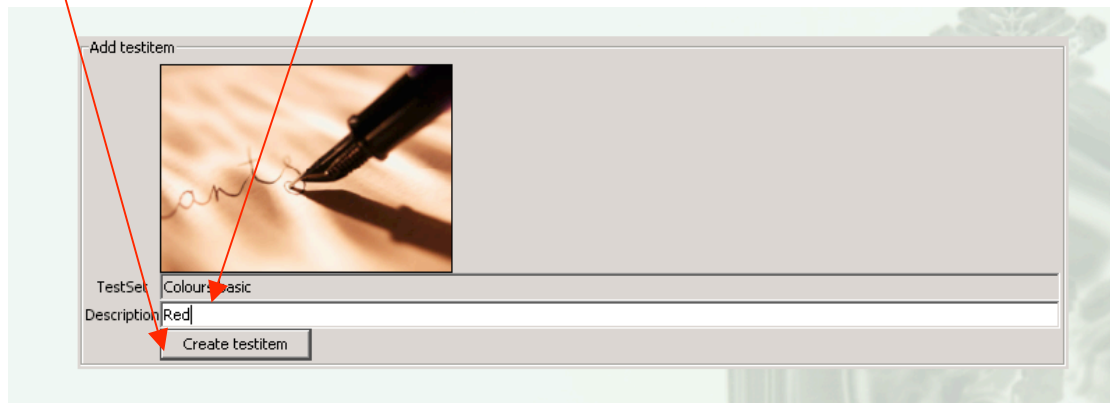


...and left click in the new frame on 'Add testitem'

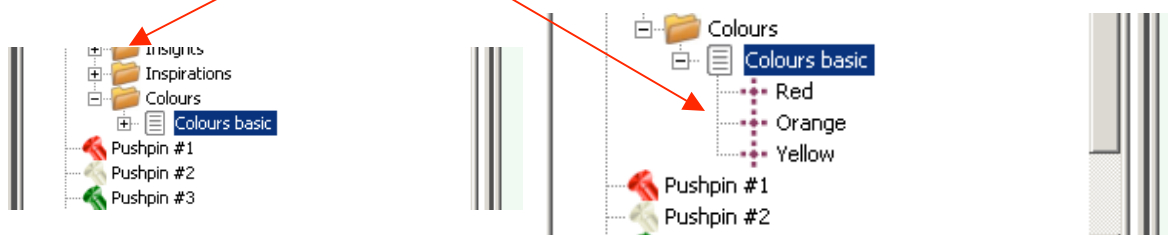


## Creating a worksetmap and testset

In the new frame fill in one after another the desired testitems, by left clicking every time on 'Create testitem', when the name disappears you can fill in the next one, etc.



In the workset you can left click on the (+) before 'Colours' to see the added testset and testitems



In this example you can make more 'Colour' testsets to compare (for instance 'Goethe's theory of colour' etc)